

Color Code Marking (MIL STD)

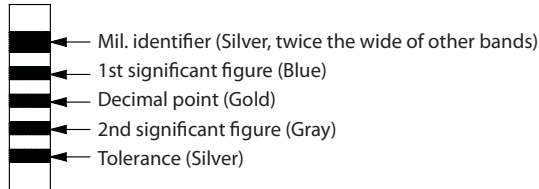
Applicable to series: 9130, 9210, 9220, 9230, 9250, 9310, 8250 with military identifier

Color	1st & 2nd Significant Figure or Decimal Point	Multiplier	Tolerance
Black	0	1	
Brown	1	10	
Red	2	100	
Orange	3	1000	
Yellow	4		
Green	5		
Blue	6		
Violet	7		
Gray	8		
White	9		
Silver			± 10 %
Gold	Decimal Point		± 5 %

Example for L value less than 10 μH

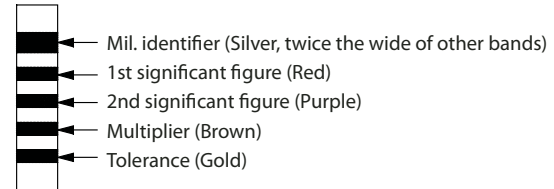
6.8 μH

±10 %



Example for L value 10 μH and higher 270 μH

±5 %



For cylindrical choke coils. Cylindrical choke coils shall be marked with five colored bands. A silver band MIL identifier of double the width of the other four bands, located near one end of the coil, identifies military radio frequency coils; four other bands of equal width, three indicating the inductance in microhenries and the fourth band indicating the tolerance in percent. Color coding shall be in accordance with the color code of table. When either the first or second band of the three bands is gold, this band shall represent the decimal point for inductance values less than 10, and the other two bands shall represent significant figures. For inductance values of 10 or more, the first two bands shall represent significant figures, and the third band shall represent the multiplier. For small units, dots may be used instead of bands, when specified. The diameter of the MIL-identifier dot shall be larger than the other dots. Typical color coding examples are shown above.

Numerical Marking

Applicable to series: 9130, 9210, 9220, 9230, 9250, 9310

Inductance and tolerance is laser marked to inductor body

Example: 6.8 μH , ± 10 % is marked: 6.8 μH
 ± 10 %

BOURNS®

Tel. (877) 426-8767 • Fax (951) 781-5006

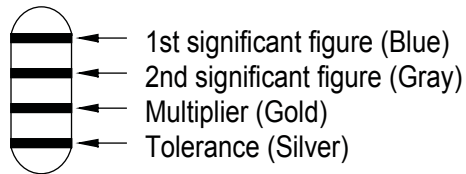
www.bourns.com

Color Code Marking (EIA STD)

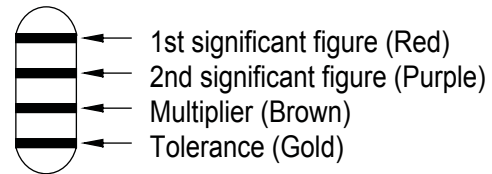
Applicable to series: 5300, 77F, 78F, 79F, 8230

Color	1st & 2nd Significant Figure	Multiplier	Tolerance
Silver		0.01	± 10 %
Gold		0.1	± 5 %
Black	0	1	
Brown	1	10	
Red	2	100	
Orange	3	1000	
Yellow	4		
Green	5		
Blue	6		
Violet	7		
Gray	8		
White	9		

Example for L value less than 10 μH
6.8 μH
±10 %



Example for L value 10 μH and higher
270 μH
±5 %



BOURNS®

Tel. (877) 426-8767 • Fax (951) 781-5006

www.bourns.com